




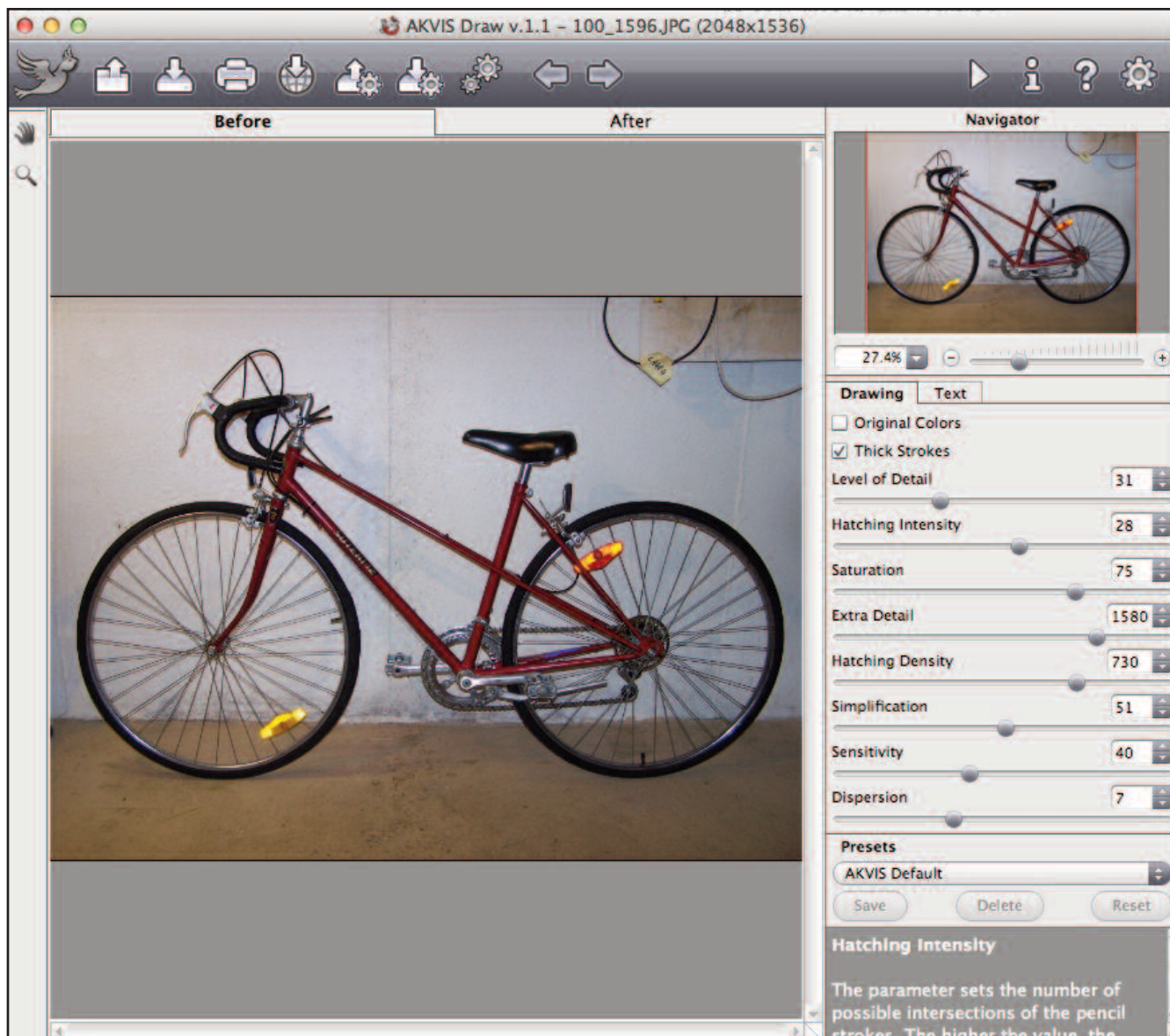


New From AKVIS

AKVIS Draw 1.1

AKVIS has just released another wonderful new program for digital photographers. This one is called **AKVIS Draw** and it shares the same general interface and usage characteristics that we have found in the majority of AKVIS titles we have looked at. Like the other AKVIS titles, AKVIS Draw is available as a stand-alone application **and** as a plug-in to a photo editor, like Photoshop or Ps Elements and is available in versions for Windows and Mac. The program can be downloaded in the form of a fully-featured 10-day free trial from the AKVIS website so you can try before you buy. The price of the program varies with the type of installation and the end use. During the trial period you can try all options and choose the license you like. Non-commercial license for stand-alone or plug-in is \$50 and both together is \$80. Commercial license for both together is \$90. The functionality of the program depends on the license type.

The program comes with a huge library with **28 Presets** and appears to work best with images that do not have a busy background. The rendering tends to smooth out blurred backgrounds and accentuate the crisp image in the foreground. The Presets are further modified through the use of eight sliders that control image features and two general controls that turn the original colours off or on and determine pencil stroke thickness. As you can tell from the pictures shown here, of only 6 of the 27 Presets, the program does a fairly good job of making a picture taken with a camera look as if it were drawn with pencil, or pencil crayons.



The program operates automatically and requires the use of no tools except an eraser for touch-up work. Everything else, including colour intensity and a lot of other arcane aspects, are controlled through the sliders found in the **Drawing** palette (see below right).

As with all of the other AKVIS programs, there is a sophisticated **Text** palette that makes it easy to watermark or title your finished image (see below centre). Text can be placed anywhere on the image, in any size or colour, using any font in your computer and can have a background glow set in a different colour.

Although this program may appear to resemble AKVIS Sketch, reviewed in a recent issue of the DoubleClick, it is actually very different from Sketch in that it tends to reduce photos to a single element. Sketch is fine for rendering photographed landscapes and seascapes into chalk drawings but AKVIS Draw is best for removing all of the background clutter and distracting data from an image and re-creating the subject in just a few bold strokes. Draw might be the better choice for high impact illustrations for a book or instruction manual.

Of all of the AKVIS programs. Draw is probably the easiest to use. It makes a realistic looking drawing effect in just one click! Just load your image into the program and adjust settings to generate an artwork. AKVIS Draw creatively produces the pencil strokes. The sliders invite experimentation and the 28 Presets provide a wide range of effects. To create a Preset of your own, adjust the parameters until you have a rendering that you are likely to want to use again, type a suitable name for the preset, and press **Save**. The new Preset will appear in the list of factory Presets

AKVIS is a software development company focused on producing innovative digital imaging solutions with the primary emphasis on quality and simplicity of use. The company's highly successful product family includes: AirBrush, ArtSuite, ArtWork, Chameleon, Coloriage, Decorator, Draw, Enhancer, HDRFactory, LightShop, Magnifier, MakeUp, MultiBrush, NatureArt, Noise Buster, OilPaint, Refocus, Retoucher, Sketch, and SmartMask. The official web-site, www.akvis.com, offers free 10-day demo copies, manuals, examples and tutorials for all of the software.

Contributed by Michael Shaw

